DWG NO: cc1000016

THIS DRAWING IS A CONTROLLED DOCUMENT

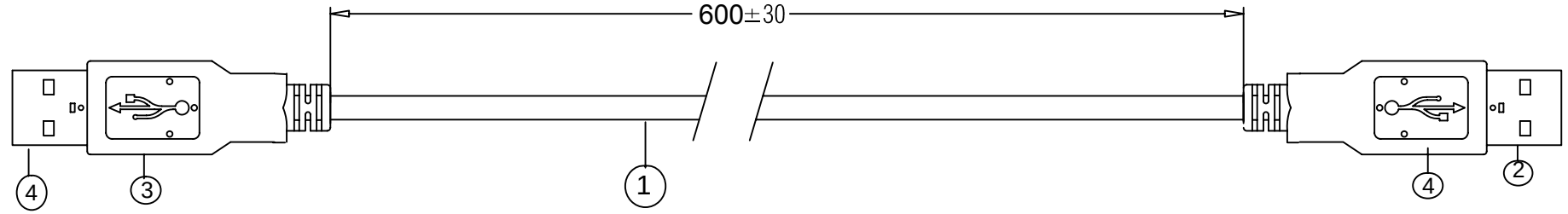

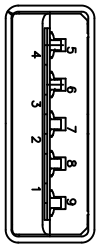

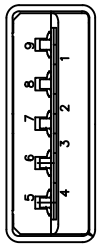

ELECTRICAL PROPERTIES

1.100%OPER SHORT MIS-WIRE TEST
2.CONTACT RESISTANCE:10ohm
3.insulation resistance:5Mego ohm
4.Hipot test:DC 300V/10ms

Wire Number	Signal Name	Description	Color
1	PWR	Power	Red
2	UTP_D-	Unshielded twist pair, negative	White
3	UTP_D+	Unshielded twist pair, positive	Green
4	GND_PWRrt	Ground for power return	Black
5	SDP1-	Shielded differential pair1, negative	Blue
6	SDP1+	Shielded differential pair1, positive	Yellow
7	SDP1_Drain	Drain wire for SDP1	
8	SDP2-	Shielded differential pair2, negative	Purple
9	SDP2+	Shielded differential pair2, positive	Orange
10	SDP2_Drain	Drain wire for SDP2	
Braid	Shield	Cable external braid to be 360° terminated on to plug metal shell	

Wire Number	Signal Name	Wire Gauge (AWG)
1	PWR	20-28
2	UTP_D-	28-34
3	UTP_D+	28-34
4	GND_PWRrt	20-28
5	SDP1-	26-34
6	SDP1+	26-34
7	SDP1_Drain	28-34
8	SDP2-	26-34
9	SDP2+	26-34
10	SDP2_Drain	28-34

NO	DESCRIPTION	Q/T	UNIT
4	55P PVCBLUE IN COLOR	1	PCS
3	USB3.0 A TYPE MALE SOLDER BLUE PLASTDC SHELL PLATE&NICKEL CONTACT.GOLD FLASH	1	PCS
2	USB3.0 A TYPE MALE SOLDER BLUE PLASTDC SHELL PLATE&NICKEL CONTACT.GOLD FLASH	1	PCS
1	OD:5.05±0.15mm BLUE IN COLOR	1	PCS

LTR	修改记录 REVISION RECORD	日期 DATE	制图 DWN	核准 APVD

DIMENSIONS mm | TOLERANCES UNLESS OTHERWISE SPECIFIED
0.0 ± 0.
0.00 ± 0.
ANGLE: ±3°
表面粗糙度 SURFACE TEXTURE √

制图 DWN: Tina Fu
审核 CHK: Rain Gan
核准 APVD: Alex Tsai
名称 NAME: usb3.0 cable A-A

比例 SCALE	尺寸 SIZE	图号 DWG NO	页码 SHEET	版本 REV
1:1	A4	cc1000016	1 OF 1	A

THIS INFORMATION IS CONFIDENTIAL AND PROPRIETARY TO C-LINK TECHNOLOGY CORPORATION AND ITS WORLDWIDE SUBSIDIARIES AND AFFILIATES. IT MAY NOT BE DISCLOSED TO ANYONE OTHER THAN C-LINK TECHNOLOGY PERSONNEL WITHOUT WRITTEN AUTHORIZATION FROM C-LINK TECHNOLOGY CORPORATION FOSHAN GUANGDONG